



YouTube



Facebook



LinkedIn

CHEN HSONG

Add.: Unit 2001, 20th Floor, Citicorp
Centre, 18 Whitfield Road,
Hong Kong

Tel.: +852 2665-3888 | 2665-3222

Email: mr@chenhsong.com


Web.: www.chenhsong.com

CH 20251107-CV

MK6 max

Premium Configuration for Maximum Satisfaction

88 - 668T

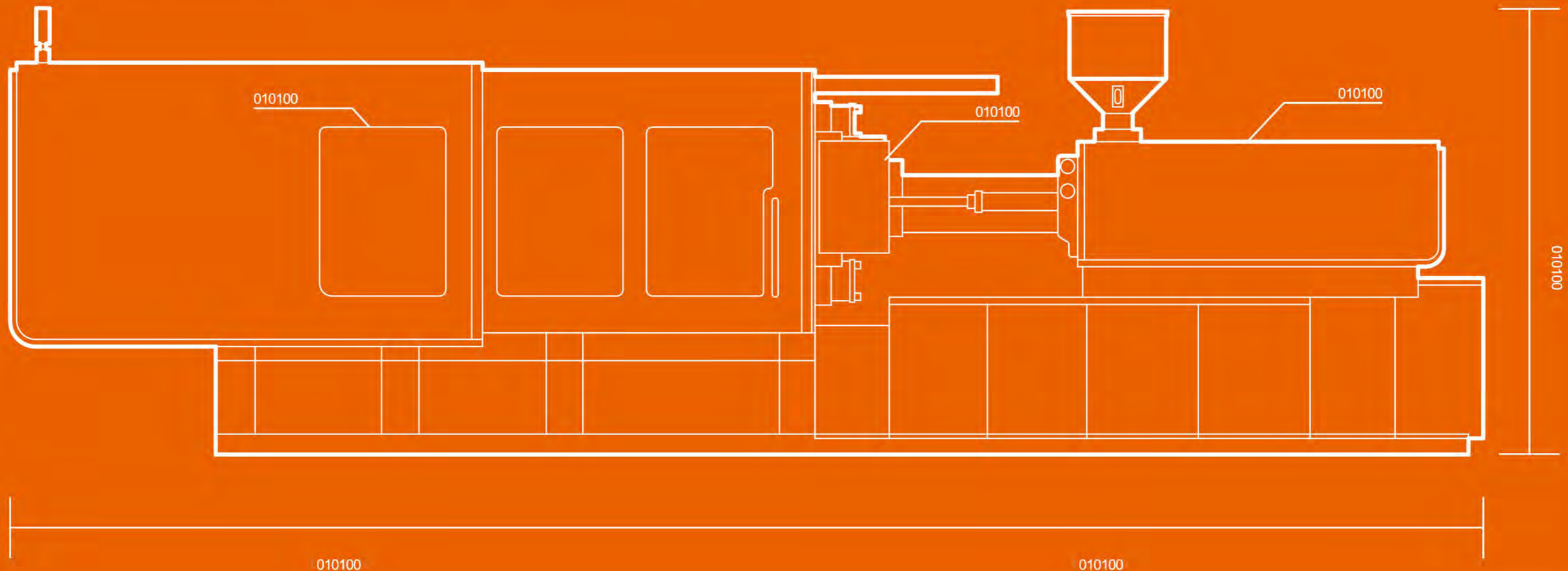


MK6 max Premium Configuration for Maximum Satisfaction

Redefining Professionalism,
Performance and Value for The Plastics Industry

The MK6 max is a new member of the world-renowned MK6 series, which was originally created by Chen Hsong and Japanese engineers through combining half a century of applications experience with top-of-the-line advanced technology and controls expertise. With "all frills included", it provides the maximum configuration, almost premium, to cater for all your various molding needs.

The MK6 max starts from the solid base of the ultra-popular MK6, which was world renowned for rock-solid stability, high yields, and high efficiency, but adds on top all the "frills and options" that make your molding tasks just so much more pleasant. It is the "premium model" of the MK6 family.



CHEN HSONG

Powering Your Future in Intelligent Injection Molding

Driven by its founding principle, "Your Vision is Our Mission", the Chen Hsong Group, established in 1958 and publicly listed in Hong Kong since 1991, has evolved over nearly 70 years from an injection molding machine manufacturer into a one-stop total solutions provider in plastics manufacturing. As one of the world's largest producers of injection molding machines, Chen Hsong achieves unmatched quality through complete in-house manufacturing. This vertically integrated approach means controlling everything from ductile iron castings, parts fabrication and core components (such as advanced controllers) to final assembly. With a comprehensive product matrix serving diverse industries like automotive and medical, we are also spearheading smart manufacturing upgrades through the iChen™ Smart Family Suite, including the iChen™ Smart Factory MES, iChen™ Cloud platform, and iChen™ AI Molder, making the path to Industry 4.0 easily accessible for our global clientele.

800,000m²

R&D and Production Facilities (Four locations)

85+

Countries Globally

1,000,000+

Injection Molding Machines in the Field

120+

Global Technical & Service Centres



Hong Kong Headquarters



Shenzhen Industrial Park Facility — 560000m²



Taiwan Taoyuan Facility — 30000m²



Foshan Shunde - Two Facilities — 150000m²




Zhejiang Ningbo Facility — 70000m²



Shanwei Luhe Facility — 62360m²

Over 1 Million+ Chen Hsong Machines Are in Operation Worldwide.

They all use Chen Hsong.




Redefining Professionalism, Performance and Value for The Plastics Industry

- 01 Premium ergonomics
- 02 Premium controller
- 03 Premium configuration
- 04 Premium specifications
- 05 Premium performance
- 06 Premium experience

Premium Ergonomics

Beauty is both internal and external

-  **Professional ergonomics**
User-friendly and easy to operate
-  **Optimised structural design**
High-strength construction with rock-solid stability
-  **Masterpiece of industrial design**
High precision with exceptional efficiency



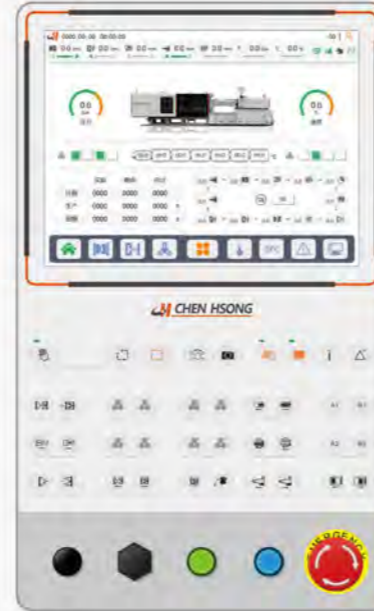
Photos are for reference only.

Redefining precision control

Next-gen intelligent computer controller

High-speed advanced CPU provides ample computing power for closed-loop calculations, leading to lightning-speed responses, ultra-high precision and exceptional repeatability.

- 01 12" large-sized touch-screen LCD panel
- 02 Wicked-fast CPU for lightning responses
- 03 Ultimate user-friendly HMI
- 04 Intelligent controls and easy smart tuning
- 05 Over-drive performance
- 06 Comprehensive features set



The fastest compute platform

25%
higher HMI CPU
clock speed

60%
faster PLC CPU
clock speed and
I/O scan time



The best panel



MK6 max

Competition

CPU clock speed	MK6 max	Competition
HMI	1.0GHz	0.8GHz
PLC	0.48GHz	0.3GHz

Advanced high-speed CPU enables lightning-fast closed-loop calculations for faster responses and higher precision.

Mainstream Linux-based O/S with modern GUI.

Touch-screen: Fast and precise	Physical buttons
Snappy and smooth	Slow operation
Easy and simple	Low resolution (800×600)
One-touch access	

The Largest Features Set

All the professional features you'd ever need for demanding applications.

- 01 USB socket
- 02 Ethernet socket
- 03 Smart clamp motion control
- 04 Closed-loop injection/ejection
- 05 Stored mold recipes
- 06 Production log
- 07 Upgrade system via USB
- 08 Settings change audit log
- 09 Standardised data interchange format
- 10 Rapid-setting page
- 11 SPC data logs
- 12 Comprehensive quality monitoring
- 13 Built-in digital oscilloscope to monitor any data point value
- 14 One-touch access to pages
- 15 Remap I/O
- 16 Screenshot at any time
- 17 Interface with auxiliaries
- 18 Freely programmable movements
- 19 MES interface
- 20 User control

The Most Intelligent

With Chen Hsong's proprietary advanced Japanese motion-control algorithms, running on a top-speed CPU, the highly-intelligent automatic clamping force adjustment mechanism achieves precision within $\pm 5\%$ of your set-point value without any human interaction.

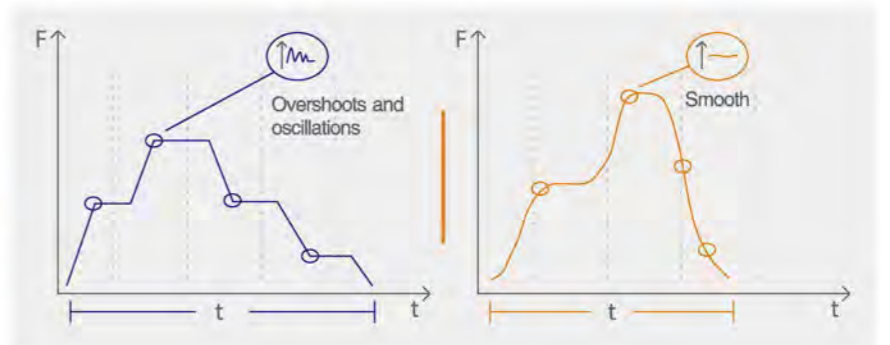
There is no longer any need to rely on expensive high-resolution transducers, experienced technicians or "black arts" for fine-tuned clamping adjustments. In the end, much fewer errors are made.



MK6 max intelligent auto clamp adjustment

Dedicated Page for One-touch Operation

Simple and Easy-to-use Interface



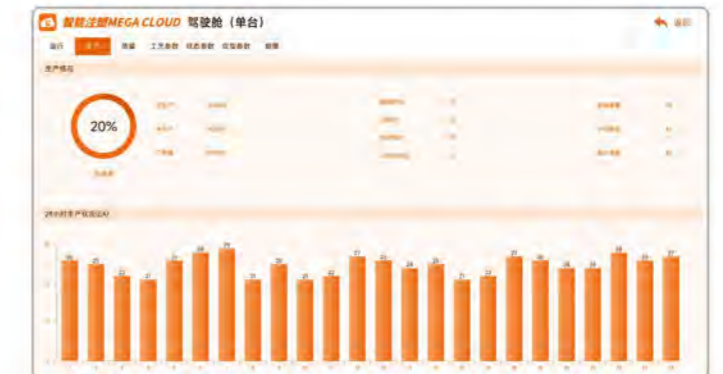
Shorter Cycle Time and Smoother Clamp Motion

The Most Connected

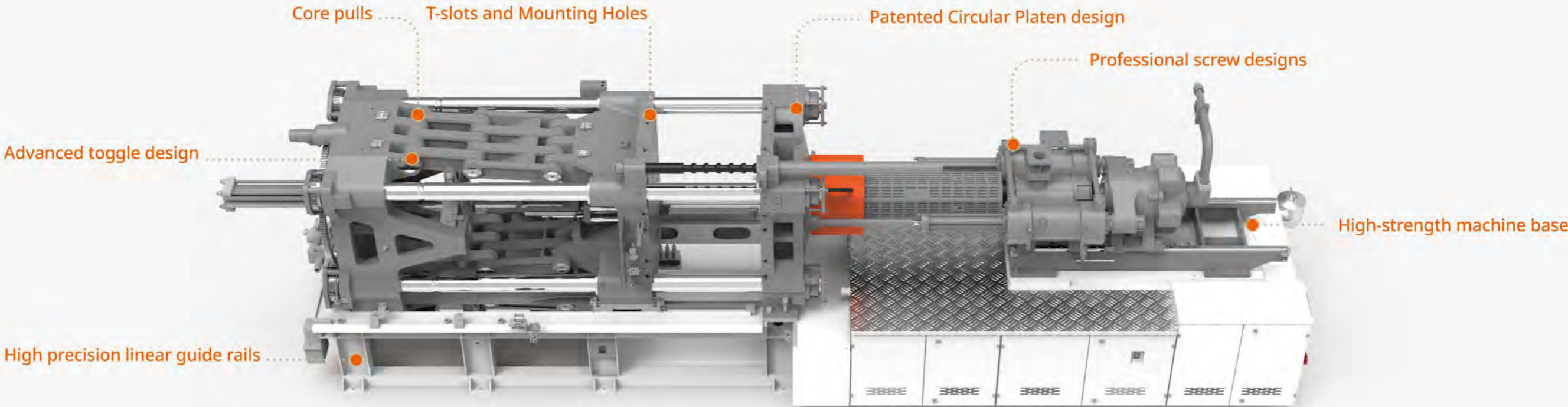
Easy and effective Industry 4.0 smart manufacturing, now at your fingertips, with Chen Hsong's Mega Cloud online data platform.

True IOT connectivity, remote control and diagnostics, and fully networked productivity.

* Ipad Visualisation Interface




Premium Components



Patented Circular Platen Design

Proprietary Circular Platen design (patented) is a technological marvel perfected from years of detailed structural analysis, ensuring smooth stress distribution throughout the platen for maximum part quality and mold protection.




Optimised platen design has superior stress distribution, ensuring perfect part quality



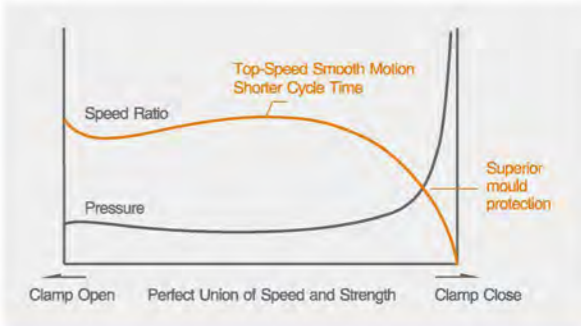
High-tensile tie-bars

Advanced Toggle Design

Professional Japanese mechanical experts took the latest and newest in toggle design and hand-fitted a motion-control profile based on large amounts of software simulation and real-life verification. This combination largely avoids unnecessary friction and shocks among mechanical components, distributes tension uniformly to all tie-bars, and ensures high degree of parallelism, in order to prevent flashes on parts and reduce toggle wear. The result is a toggle system that moves snappily, silky-smooth and with no vibrations, improving power efficiency and usage life while protecting against mold damages and unscheduled downtime.




Perfect Union of Toggle Design and Hydraulics
Fast and Precise



High-strength Machine Base

Improved structural stability, reduced deformation and enhanced torsion resistance from thicker and stronger I - beams that make up the machine base, plus an optimised design created through high - end computer stress simulations of various loading conditions.



High Precision Linear Guide Rails



- Silky-smooth** - low friction
- Precision** - better control and accuracy leads to higher precision
- Reliable** - longer usage life
- Stable** - higher positional accuracy for higher yields
- Fast** - low friction enables higher speeds and better control

Premium Configuration

Professional Screw Designs

Leveraging over 65 years of application expertise and field experience, professional screw designs are available for an amazingly wide range of applications demands and resins. There is always an optimised screw ready for your particular, unique processing needs.

Versatile mixing screw that provides the right balance of speed, melt quality and mixing capabilities.



Core Pulls


Model	Core pulls
88T - 208T	1 set
258T - 568T	1 set plus 1 reserved slot
668T	2 sets



T-slot with Mounting Holes, Exquisite Quality

Significantly
reduces mold
changing time

40%




Premium Specifications

Larger Daylight
For deeper molds

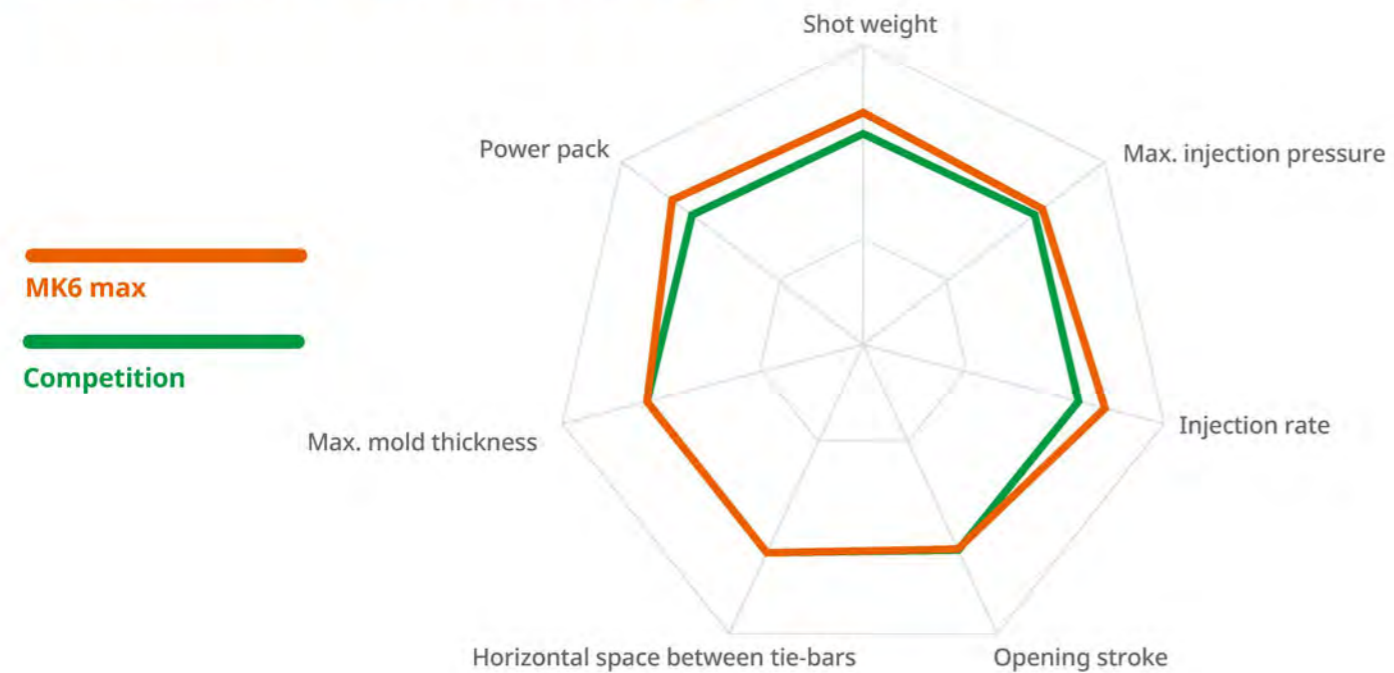
Larger Power Pack
For higher speed, pressure and efficiency

Larger Space Between Tie - bars
For larger molds

Longer Opening Stroke
For deep - cavity parts



Premium Performance



Premium Experience

Experience Rock - solid Stability



Only the best machining equipment (e.g. Japanese FMS's and CNC's) are good enough to produce core components for the MK6 max, which all but guarantees reliability and stability for long years of operation.

Experience Superior Yields



Your requirements are many and varied, sometimes requiring just the right combination of options and specifications for the right job. The MK6 max has it all, and you are unlikely to need anything extra in general molding.

Experience Exceptional Productivity



With its larger specifications and power packs, plus no - compromise configurations, the MK6 max gives you the productivity you deserve.

Standard Features

Clamping Unit

- 01 Automatic toggle lubrication
- 02 Automatic mold thickness and clamping force adjustment
- 03 EUROMAP ejector
- 04 Hydraulic core pulls
- 05 Safety door with mechanical and electrical safety interlock protection
- 06 T-slots
- 07 Adjustment-free mechanical safety lock
- 08 High-tensile chrome-plated tie-bars
- 09 Differential boost for high-speed clamping

Injection Unit

- 01 Nitrided screw and barrel
- 02 Automatic PID temperature control (including nozzle)
- 03 Screw RPM display
- 04 Nozzle guard
- 05 Digital back pressure control
- 06 Cold start prevention
- 07 Barrel safety cover
- 08 Broken thermocouple detection alarm
- 09 Blocked nozzle and overflow detection

Hydraulics

- 01 Oil temperature control
- 02 Low-noise internal gear pump
- 03 High efficiency oil cooler
- 04 Suction and return line filter
- 05 Pressure controlled by servo system

Controller

- 01 12" touch-screen panel
- 02 Tri-colour status indicator
- 03 Robot interface

Optional Features

Clamping Unit

- 01 Additional core pulls
- 02 EUROMAP 12 or EUROMAP 67 robot interface with connectors
- 03 SPI mold platen
- 04 Mold hanger
- 05 Multi-function air blast device
- 06 Ejection-on-fly/core-pull-on-fly
- 07 Increase ejector stroke
- 08 Increase mold thickness
- 09 Insulation board for mold

Injection Unit

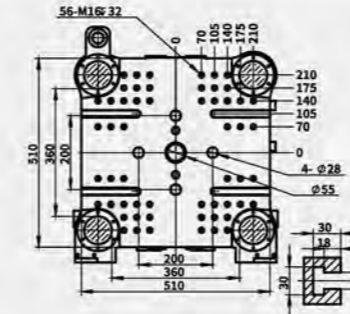
- 01 Bimetallic barrel
- 02 Barrel thermal insulation cover
- 03 Reduced/ enlarged injection unit
- 04 Stainless-steel hopper
- 05 Cooling ring with temperature control
- 06 Extended nozzle
- 07 Shut-off nozzle
- 08 Chrome plated nozzle
- 09 Bimetallic screw
- 10 PVC specialised injection units
- 11 Infrared barrel heating system
- 12 Mixing screw head
- 13 Fans on barrel
- 14 Movable hopper
- 15 Ceramic heater

Hydraulics

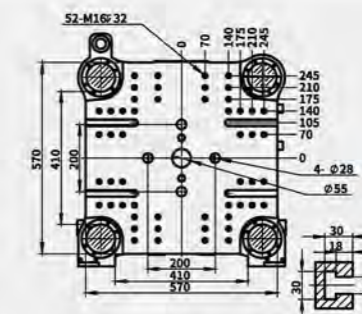
- 01 Oil level alarm
- 02 Unscrew
- 03 Larger screw motor
- 04 Larger oil cooler
- 05 Larger power-pack
- 06 Hydraulic oil preheat
- 07 High stability hydraulic control

Controller

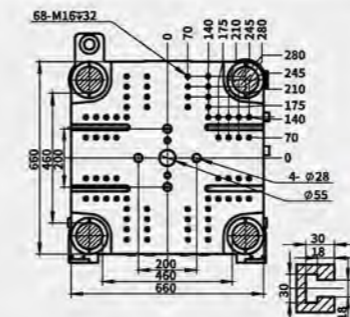
- 01 Feed-throat temperature control
- 02 Hot runner temperature control



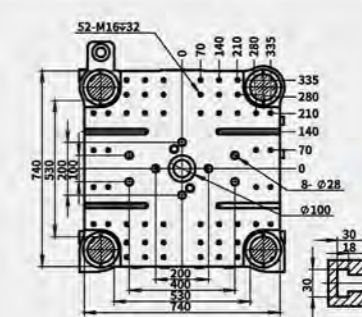
JM89-MK6 max



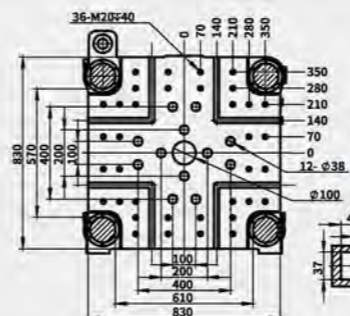
JM128-MK6 max



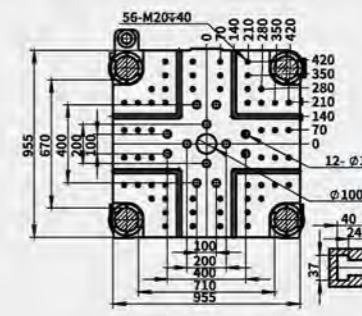
JM168-MK6 max



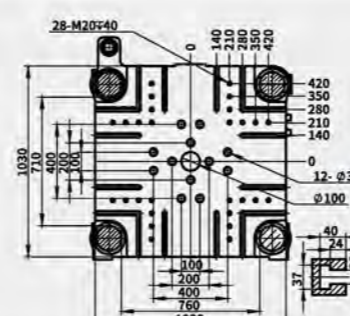
JM208-MK6 max



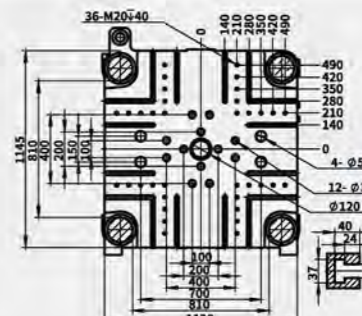
JM258-MK6 max



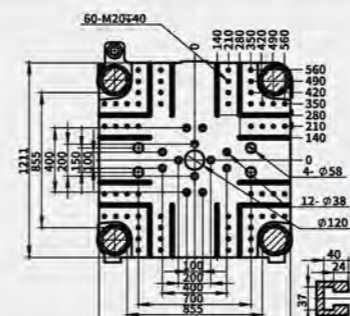
JM328-MK6 max



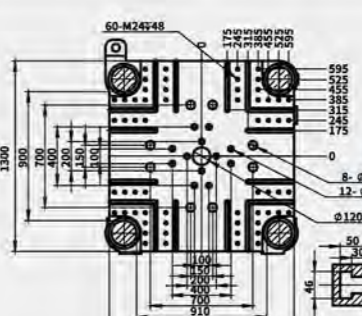
JM398-MK6 max



JM468-MK6 max



JM568-MK6 max



JM668-MK6 max

MK6 max Specifications

Injection Unit		JM88-MK6 max	JM128-MK6 max	JM168-MK6 max	JM208-MK6 max	JM258-MK6 max	JM328-MK6 max	JM398-MK6 max	JM468-MK6 max	JM568-MK6 max	JM668-MK6 max
Screw Diameter	mm	31 36 41	36 41 46	41 46 52	46 52 60	52 60 67	60 67 75	67 75 83	75 83 90	75 83 90	83 90 98
Screw L/D	L/D	24.4 21.0 18.4	23.9 21.0 18.7	23.6 21.0 18.6	23.7 21.0 18.2	24.2 21.0 18.8	23.5 21.0 18.8	23.5 21.0 19.0	23.2 21.0 19.4	23.2 21.0 19.4	23.9 22.0 20.2
Screw Stroke	mm	180	205	230	260	300	335	375	415	415	450
Calculated Injection Capacity	cm ³	135 183 237	208 270 340	303 382 488	431 551 734	636 847 1057	946 1180 1479	1321 1655 2027	1832 2244 2638	1832 2244 2638	2433 2861 3392
Practical Injection Shot Weight (PS)	g	123 166 216	189 246 309	276 347 444	393 502 668	579 771 962	861 1074 1346	1202 1506 1845	1667 2042 2401	1667 2042 2401	2214 2603 3087
	oz	4.4 5.9 7.6	6.7 8.7 10.9	9.7 12.3 15.7	13.9 17.7 23.6	20.4 27.2 33.9	30.4 37.9 47.5	42.4 53.2 65.1	58.8 72.0 84.7	58.8 72.0 84.7	78.1 91.8 108.9
Injection Pressure (Max.)	kgf/cm ²	2529 1875 1446	2302 1775 1410	2233 1774 1388	2295 1796 1349	2365 1777 1425	2263 1815 1448	2255 1799 1469	2165 1768 1504	2165 1768 1504	2137 1818 1533
Injection Rate	cm ³ /s	96 129 167	111 144 181	160 201 257	155 199 265	192 255 318	313 391 490	323 404 495	472 578 679	472 578 679	483 568 674
Screw Speed	rpm	250	250	250	180	183	220	178	185	180	175
Nozzle Contact Force	ton	4.5	4.5	4.5	4.5	9	9	9	9	9	9
Nozzle Stroke	mm	250	250	250	280	330	360	420	420	420	460
Clamping Unit											
Clamping Force (Max.)	ton	88	128	168	208	258	328	398	468	568	668
Opening Stroke	mm	330	370	420	490	530	640	700	770	835	920
Space Between Tie Bar (HxV)	mm	360×360	410×410	460×460	530×530	610×570	710×670	760×710	810×810	855×855	910×900
Mold Thickness (Min.-Max.)	mm	130-380	145-450	160-520	180-550	195-610	220-680	250-730	275-810	330-850	350-900
Max. Daylight Between Platens	mm	710	820	940	1040	1140	1320	1430	1580	1685	1820
Ejector Force (Max.)	ton	2.8	4.2	4.2	6.7	7.7	7.7	11.1	11.1	16.6	18.2
Ejector Stroke	mm	100	120	140	150	170	170	220	220	250	265
Centre Bore	mm	100	100	125	125	125	125	160	160	160	200
Power Pack											
System Pressure	kgf/cm ²	175	175	175	175	175	175	175	175	175	175
Pump Power	kW	21	25	29	29	35	58	58	86	86	86
Barrel Heating	kW	6.8	10.5	12.9	16.1	19.6	25.6	31.2	37	37	44
Temperature Control Zones		3+1	3+1	3+1	3+1	4+1	4+1	5+1	5+1	5+1	6+1
Others											
Machine Dimensions (LxWxH)	m	4.4×1.2×1.9	4.7×1.3×2.0	5.3×1.4×2.0	5.9×1.5×2.1	6.5×1.6×2.3	6.9×1.7×2.4	7.8×1.8×2.3	8.3×1.9×2.4	8.6×2.0×2.4	9.6×2.2×2.5
Oil Tank Capacity	L	160	190	240	280	400	520	690	730	730	870

Note: PS density is calculated at 0.91g/cm³

The company keeps upgrading the products and reserves the right to change the product specifications and parameters without prior notice.

The final interpretation to the above specifications and parameters belongs to the company.